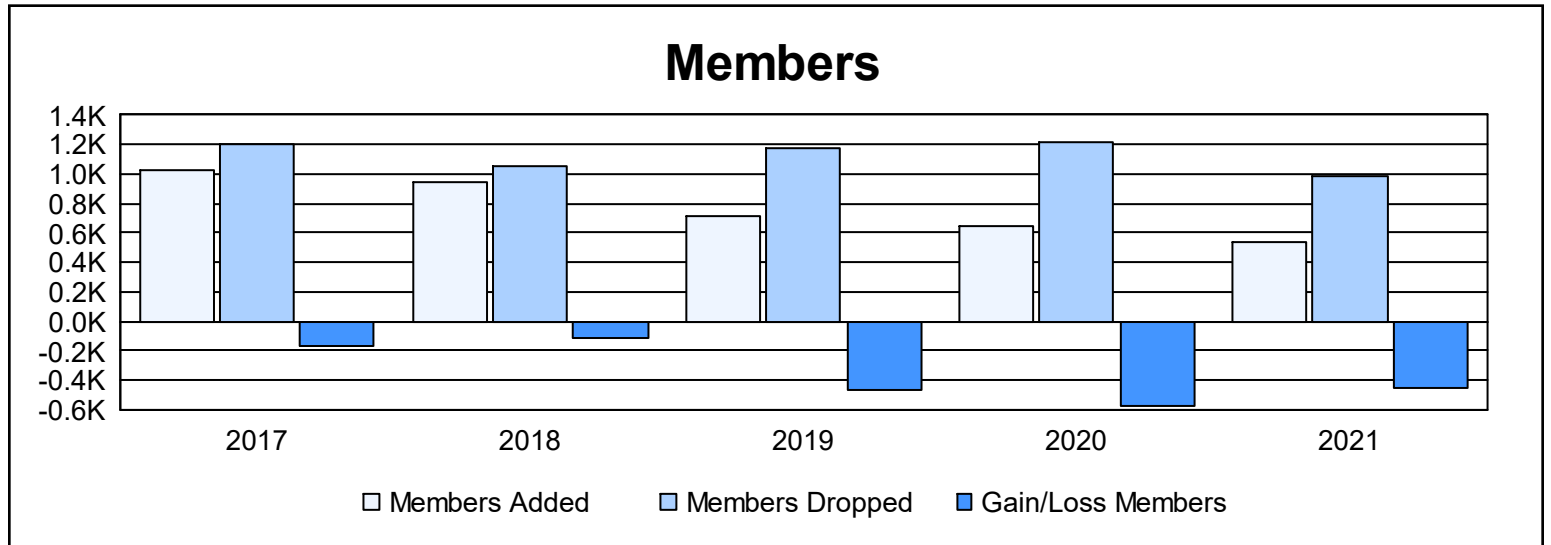
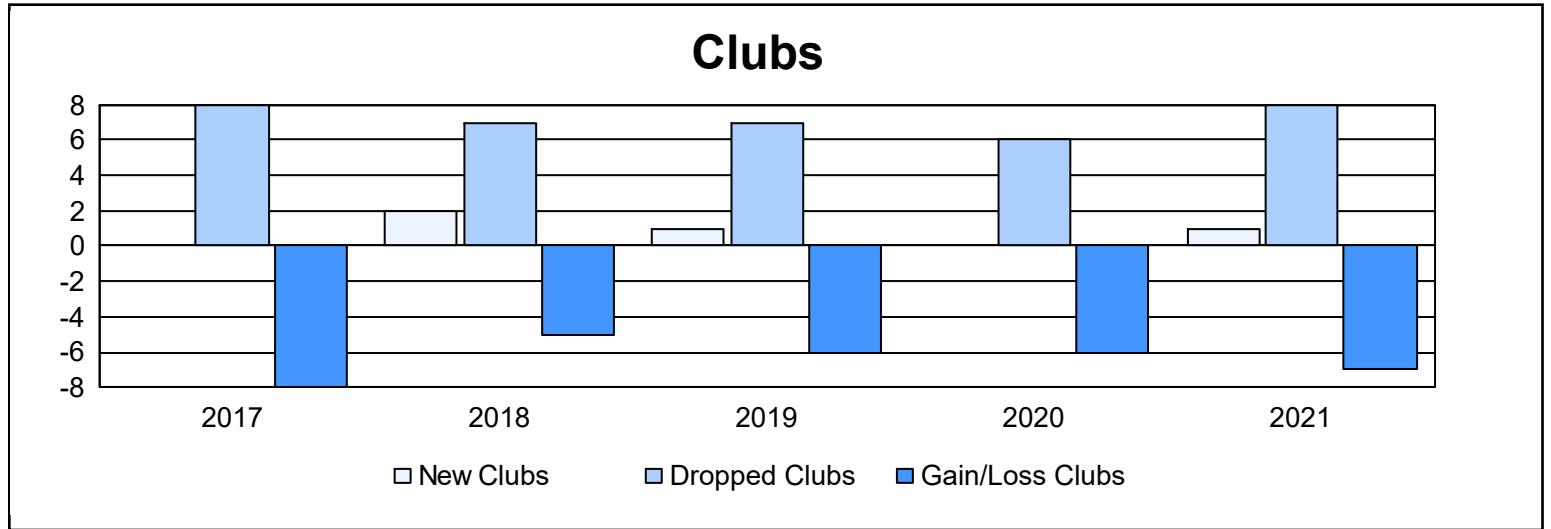
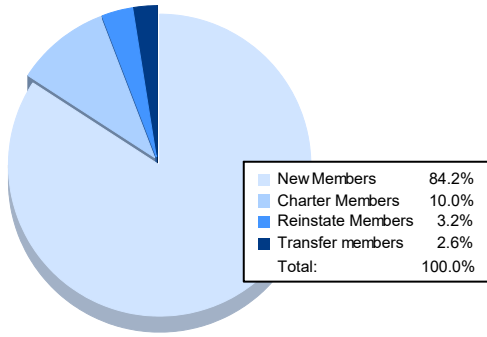


| Year | New Clubs | Dropped Clubs | Gain/ Loss Clubs | New Members | Charter Members | Reinstate Members | Transfer Members | Total Member Added | Total Members Dropped | Gain/ Loss Members |
|----------------|-----------|---------------|------------------|-------------|-----------------|-------------------|------------------|--------------------|-----------------------|--------------------|
| 2016-2017 | 0 | 8 | -8 | 956 | 0 | 19 | 57 | 1,032 | 1,203 | -171 |
| 2017-2018 | 2 | 7 | -5 | 807 | 101 | 17 | 15 | 940 | 1,057 | -117 |
| 2018-2019 | 1 | 7 | -6 | 643 | 21 | 13 | 32 | 709 | 1,178 | -469 |
| 2019-2020 | 0 | 6 | -6 | 601 | 0 | 14 | 25 | 640 | 1,210 | -570 |
| 2020-2021 | 1 | 8 | -7 | 453 | 54 | 17 | 14 | 538 | 990 | -452 |
| Average | 1 | 7 | -6 | 692 | 35 | 16 | 29 | 772 | 1,128 | -356 |



Membership Composition June 2021 Cumulative



Gender Composition June 2021 Cumulative

